

# LAUXES 'CELLENI' WIDE STANDARD FLOOR GRATE

lauxes



**Available in 100mm wide!**

**LIFETIME**  
*Rustproof*  
**WARRANTY**

Lauxes 'Celleni' Floor Grates are carefully designed and manufactured from triple anodised aluminium to create a robust, cost effective and versatile drainage solution for any indoor and outdoor wet area.

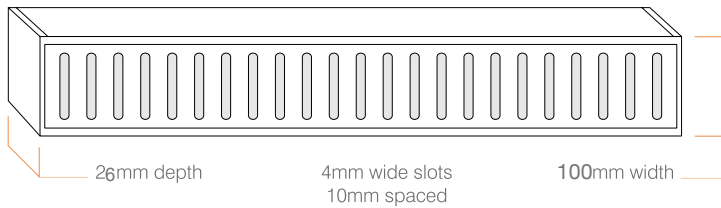
With Lauxes 'Celleni' Floor Grates there is no compromise on functionality or style when creating designer living spaces.

#### *Key Features Include:*

- Rust proof
- Lightweight
- Top grate easily removed for cleaning
- Different colour choices to suit application
- Easy to cut to desired length
- No welding required
- No major plumbing involved as waste can be positioned anywhere along the bottom tray
- Perfect use for indoor/outdoor applications.

## SPECIFICATIONS


Manufactured in 5800mm lengths. Easily cut to required size.



## CUTTING & ASSEMBLY INSTRUCTIONS

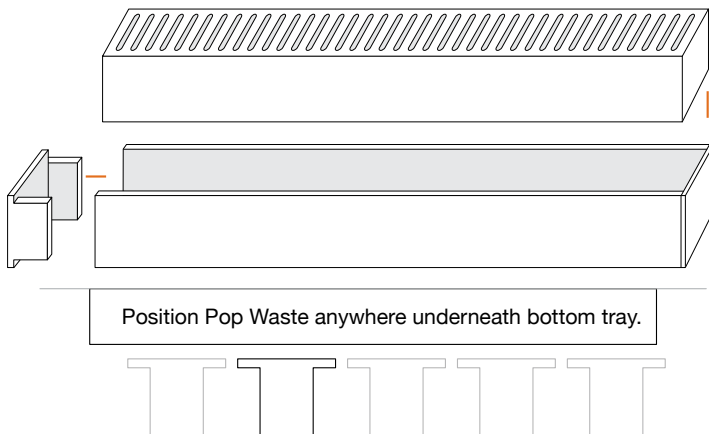
For easy cutting of Lauxes grates, we recommend the use of a compound mitre saw fitted with a multi-material cutting blade 80 tooth or more. A Lauxes TCT hole saw is also recommended to drill the hole for the waste outlet.

1. Cut the bottom tray 3mm shorter than desired length to allow end caps to be fitted.
2. Cut the top grate 1mm shorter than the bottom tray to allow for easy roll in of top grate and tidy fit.
3. Using the suitable size Lauxes hole saw for your pop waste, drill out the hole at the required position to align with the waste pipe in the floor.
4. Insert the end caps into the bottom tray and secure with a bead of silicone on the inside of the tray.
5. Place silicone around the lip of the pop waste and secure to the underside of the bottom tray at the recently drilled hole.



Silicone the top part of the waste outlet, as shown.

Installation to be by a licensed plumber and in accordance with AS/NZS 3500.2.



### Wide Standard Floor Grate (100mm)

CODE: LCWFGRATE (silver)

Each kit comes complete with length of grate, end caps and a waste outlet.

### For indoor/outdoor spaces

- Swimming pools
- Showers
- Driveways
- Indoor/outdoor wet areas
- Balconies & decks.



WM - 022370  
WMTS.040

## CARE & MAINTENANCE

Specially designed tabs under the tiled edge allows for easy roll out of the top grate for cleaning. Regular gentle cleaning and use of non-abrasive, harsh chemicals recommended.

### Disclaimer:

All Lauxes grates and accessories have received WaterMark Certification in accordance with ATS 5200.040. Warranty information, as well as Care & Maintenance can be found at [www.lauxesgrates.com.au](http://www.lauxesgrates.com.au)

